




Doppler  
www.  
doppler.gr



Doppler  
Moving  
with options

Cabin model

**Forest**  
Adding dimension to  
composition by way of  
natural touches



CABIN MODEL	FOREST
FROM	FOUNDATIONAL LINE
IDENTITY	16mm WOOD PANELS THICKNESS 0.7mm STAINLESS STEEL THICKNESS 1.25mm GALVANIZED METAL THICKNESS
STAND-OUT FACTOR	HORIZONTAL WOOD PANELS
CUSTOMIZATION OPTIONS	VARIETY OF WOODEN SHADES AND TEXTURES
PERIPHERALS	STAINLESS STEEL CORNERS HORIZONTAL STRIPES SKIRTING
CONFORMITY	EN 81-20/50






WALLS WOODEN PANELS W7.2 P-190 CAPPUCCINO PERIPHERALS CORNERS & SKIRTING  
W5.36 BLACK SATIN/HL/SB/N4 / FALSE CEILING A8.12 FC12 W5.36 BLACK SATIN/  
HL/SB/N4 / HANDRAIL A5.2 HR3 W5.36 BLACK SATIN/HL/SB/N4 / FLOOR F4.2 183  
STARLIGHT BLACK



CABIN MODEL:  
FOREST

SIDE WALLS: W7 WOODEN PANELS


PERIPHERALS: W4 STAINLESS STEEL



W7.1  
P-170 CHERRY



W7.2  
P-190 CAPPUCCINO



W7.3  
P-150 MELINGA GREY




W7.4  
P-140 WENGE 3D




W7.5  
P-180 WALNUT




W7.6  
P-200 WHITE



W7.7  
P-160 DARK WALNUT




W4.1  
SATIN/HL/SB/N4




W4.2  
SUPER MIRROR N8




W4.12  
GOLD SATIN/HL/SB/N4



W4.13  
GOLD SUPER MIRROR N8



W4.26  
BRONZE SATIN/HL/SB/N4



W4.27  
BRONZE SUPER MIRROR N8



W4.36  
BLACK SATIN/HL/SB/N4



W4.37  
BLACK SUPER MIRROR N8

Color and Finish Disclaimer  
Please be advised that the colors and finishes of products depicted in images, whether digital or printed, may differ slightly from the actual product. These variations may result from differences in monitor and device display settings, screen calibration, lighting conditions during photography, and printing processes.  
While every effort is made to present product finishes and colors as accurately as possible, such representations are provided for reference only. We strongly recommend reviewing physical samples prior to making a final purchasing decision to ensure complete satisfaction.  
Doppler shall not be held liable for any discrepancies between the visual representations of products and the actual items delivered.





WALLS WOODEN PANELS W7.1 P-170 CHERRY PERIPHERALS CORNERS & SKIRTING W4.1  
SATIN/HL/SB/N4 / FALSE CEILING A8.12 FC12 W4.1 SATIN/HL/SB/N4 / HANDRAIL A5.3  
HR4 W4.1 SATIN/HL/SB/N4 / FLOOR CUSTOM CHOICE

ONLINE CABIN DESIGNER

ENTER OUR DIGITAL TRANSIT PORT  
AND EXPERIENCE THE DESIGN  
ON A DIFFERENT LEVEL.



BESPOKE AND FINE LIFT  
DESIGN STARTS HERE,  
WITH US. GET IN TOUCH.

HEADQUARTERS & FACTORY

POLYKASTRO  
INDUSTRIAL PARK  
61200 GREECE

+30 23430 54000 (T)  
INFO@DOPPLER.GR (E)

THESSALONIKI OFFICE & SHOWROOM

5 GIALOPSOU EKTOROS ST.  
56224 EVOSMOS  
THESSALONIKI GREECE

+30 23160 10605 (T)

ATHENS BRANCH

12 LASSANI ST.  
12132 PERISTERI  
ATHENS GREECE

+30 210 341 6210 (T)  
INFOATH@DOPPLER.GR (E)

WWW.DOPPLER.GR (W)