




Doppler
www.doppler.gr



Doppler
Moving
with options

Cabin model

Cargo and Car
For high demands, only.
Functional durability
that withstands the
heaviest of challenges



CABIN MODEL	CARGO AND CAR
FROM	FOUNDATIONAL LINE
IDENTITY	2mm COLD ROLLED STEEL SHEETS THICKNESS POWDER OR LIQUID PAINTED 0.7mm STAINLESS STEEL THICKNESS 1.25mm GALVANIZED METAL THICKNESS DOUBLE CAR-OPERATING PANELS CAR POSITION INDICATORS BUMPER RAILS ON ALL SIDES EXTERNAL TRAFFIC INDICATORS REMOTE CALL
STAND-OUT FACTOR	DAMAGE-RESISTANT HEAVY-LIFTING FUNCTIONALITY
CUSTOMIZATION OPTIONS	POWDER OR LIQUID PAINTED STEEL SHEET GALVANIZED STEEL SHEET BRUSHED STAINLESS STEEL
PERIPHERALS	STEEL OR STAINLESS STEEL CORNERS SKIRTING
CONFORMITY	EN 81-20/50




WALLS STEEL W5.6 7035 LIGHT GREY PERIPHERALS CORNERS & SKIRTING W5.6 7035
LIGHT GREY / BUMPER RAIL A6.1 RUBBER / FLOOR F1.1 ALLUMINUM DIAMOND
CHEQUERED PLATE

CABIN MODEL:
CARGO AND CAR

SIDE WALLS/ PERIPHERALS:
W5 POWDER COATING


SIDE WALLS/ PERIPHERALS:
W4 STAINLESS STEEL



W5.5
7032 PEBBLE GREY



W5.6
7035 LIGHT GREY



W4.1
SATIN/HL/SB/N4




W5.7
7042 TRAFFIC GREY




W5.8
9016 TRAFFIC WHITE

CABIN MODEL :
CARGO AND CAR


PERIPHERALS: A6 BUMPER RAILS



A6 . 1
RUBBER



A6 . 2
STAINLESS STEEL



A6 . 3
WOODEN

Color and Finish Disclaimer
Please be advised that the colors and finishes of products depicted in images, whether digital or printed, may differ slightly from the actual product. These variations may result from differences in monitor and device display settings, screen calibration, lighting conditions during photography, and printing processes.
While every effort is made to present product finishes and colors as accurately as possible, such representations are provided for reference only. We strongly recommend reviewing physical samples prior to making a final purchasing decision to ensure complete satisfaction.
Doppler shall not be held liable for any discrepancies between the visual representations of products and the actual items delivered.

ONLINE CABIN DESIGNER

ENTER OUR DIGITAL TRANSIT PORT
AND EXPERIENCE THE DESIGN
ON A DIFFERENT LEVEL.



BESPOKE AND FINE LIFT
DESIGN STARTS HERE,
WITH US. GET IN TOUCH.

HEADQUARTERS & FACTORY

POLYKASTRO
INDUSTRIAL PARK
61200 GREECE

+30 23430 54000 (T)
INFO@DOPPLER.GR (E)

THESSALONIKI OFFICE & SHOWROOM

5 GIALOPSOU EKTOROS ST.
56224 EVOSMOS
THESSALONIKI GREECE

+30 23160 10605 (T)

ATHENS BRANCH

12 LASSANI ST.
12132 PERISTERI
ATHENS GREECE

+30 210 341 6210 (T)
INFOATH@DOPPLER.GR (E)

WWW.DOPPLER.GR (W)